

DAY



MOSES

The Lord said to Moses, "Come up to me on the mountain"...




Mandy Groce '19

ministry-to-children.com

1
first

"I
am
the
Lord
your
God..."



...You shall have no other gods before me."

second

"You shall not make for yourself an idol..."





You shall not misuse the name
of the Lord your God.



Mandy Groce '19

ministry-to-children.com



Mandy Groce '19

ministry-to-children.com



Remember the Sabbath day
by keeping it holy.

LABOR

DISTRACTION

BUSYNESS


WORK

CELEBRATION

PEACE


WORSHIP

REST







Honor your father and your mother.






You shall not murder.



7
seventh

You shall not commit
adultery.




eight


You shall not steal.





You shall not give false
testimony against your
neighbor.

























You shall not covet your neighbor's house... or anything that belongs to your neighbor.



TEN COMMANDMENTS MATCHING GAME

Cut out the cards below and use to play a matching game.

 <p>Love God more than you love anything else.</p>	 <p>Don't make anything in your life more important than God.</p>	 <p>Love God more than you love anything else.</p>	 <p>Don't make anything in your life more important than God.</p>
 <p>Always say God's name with Love and Respect.</p>	 <p>Honor the Lord by resting on the seventh day of the week.</p>	 <p>Always say God's name with Love and Respect.</p>	 <p>Honor the Lord by resting on the seventh day of the week.</p>
 <p>Love and Respect your Mom and Dad</p>	 <p>Never hurt anyone.</p>	 <p>Love and Respect your Mom and Dad</p>	 <p>Never hurt anyone.</p>
 <p>Always be faithful to your husband or wife.</p>	 <p>Don't take anything that is not yours.</p>	 <p>Always be faithful to your husband or wife.</p>	 <p>Don't take anything that is not yours.</p>
 <p>Always tell the truth.</p>	 <p>Be happy with what you have. Do not wish for other people's things.</p>	 <p>Always tell the truth.</p>	 <p>Be happy with what you have. Do not wish for other people's things.</p>

BIBLE SCAVENGER HUNT

Use your Bible to fill in all of these blanks.

The last book of the Bible _____

The book after Daniel _____

The first book of the New Testament _____

The first word in the Bible _____

The last word in the Bible _____

The first book named for a woman _____

The 20th book of the Bible _____

The 2nd book named for a woman _____

The book before Jonah _____

The last book of the Old Testament _____

The book of the Bible with the shortest title _____

The 2nd book of the Old Testament _____

DAY



DAVID





David & Goliath Word Search

O V M U S I C E

B T S U R T A V

R O M R A K Y I

H E R O X G T F

ARMOR
FIVE
HERO
MUSIC
TRUST



David & Goliath Word Search

T N C I S U M M I N A Q Y M U
R O L S E N I T S I L I H P S
G O H Y O U N G E S T D E G R
S O M S O F H D A F R E V I E
L J L R G E I F N E U V A A H
C L E I A N R G H I S I R N T
G H A R A A I P H P T F B T O
B H T M I T E L H T E S X H R
V R P D S H H P S V D A Y Y B
K I N G S E N O T S D A V I D

afraid
armor
brave
brothers
David
fight
five
giant
Goliath
heart

hero
king
music
Philistines
shepherd
slingshot
small
stones
trusted
youngest



David & Goliath

1 Samuel 17

Circle the correct answer to each question, then color all the pictures.


1. How old was David in this story?



baby



shepherd boy



old man

2. What did Goliath look like?



shepherd



fireman




giant


3. What weapon did David use when he fought Goliath?



tennis racket




sword and shield



sling and stones

O V M U S I C E
 B T S U R T A V
 R O M R A K Y I
 H E R O X G T F

ARMOR
 FIVE
 HERO
 MUSIC
 TRUST



Pinterest @tlove87

TheEnchantedMissTina

Instagram @

MEMORY VERSE

The Lord is my strength and my shield; my heart trusted in him, and I am helped:
 Psalm 28:7

David's Stone Launcher



Supplies:

9oz plastic cups

Balloons

Stones (Pom poms included
or you can use marshmel-
lows)

Scissors

And here's what you need to do:

1. Cut the bottom part off of your plastic cup. I found it worked best to double up the cups and I cut off the bottom third.



2. Tie a knot at the end of your balloon and cut off about 1/2" from the other end.



3. Now stretch the balloon over the end of the cup. I found it worked best to put the balloon on the top part of the cup where the lip is, otherwise the cup would bend too much when I put the balloon on. Perhaps if you have a sturdier cup, you wouldn't need to use two cups together and you could put the balloon on the cut end (like in the original), but our way worked really well for us.



That's it! Now it's time to do some launching! Just put your marshmallow inside the cup on the knotted center, then aim the cup away from you, pull back on the outer knot and launch away!



DAY



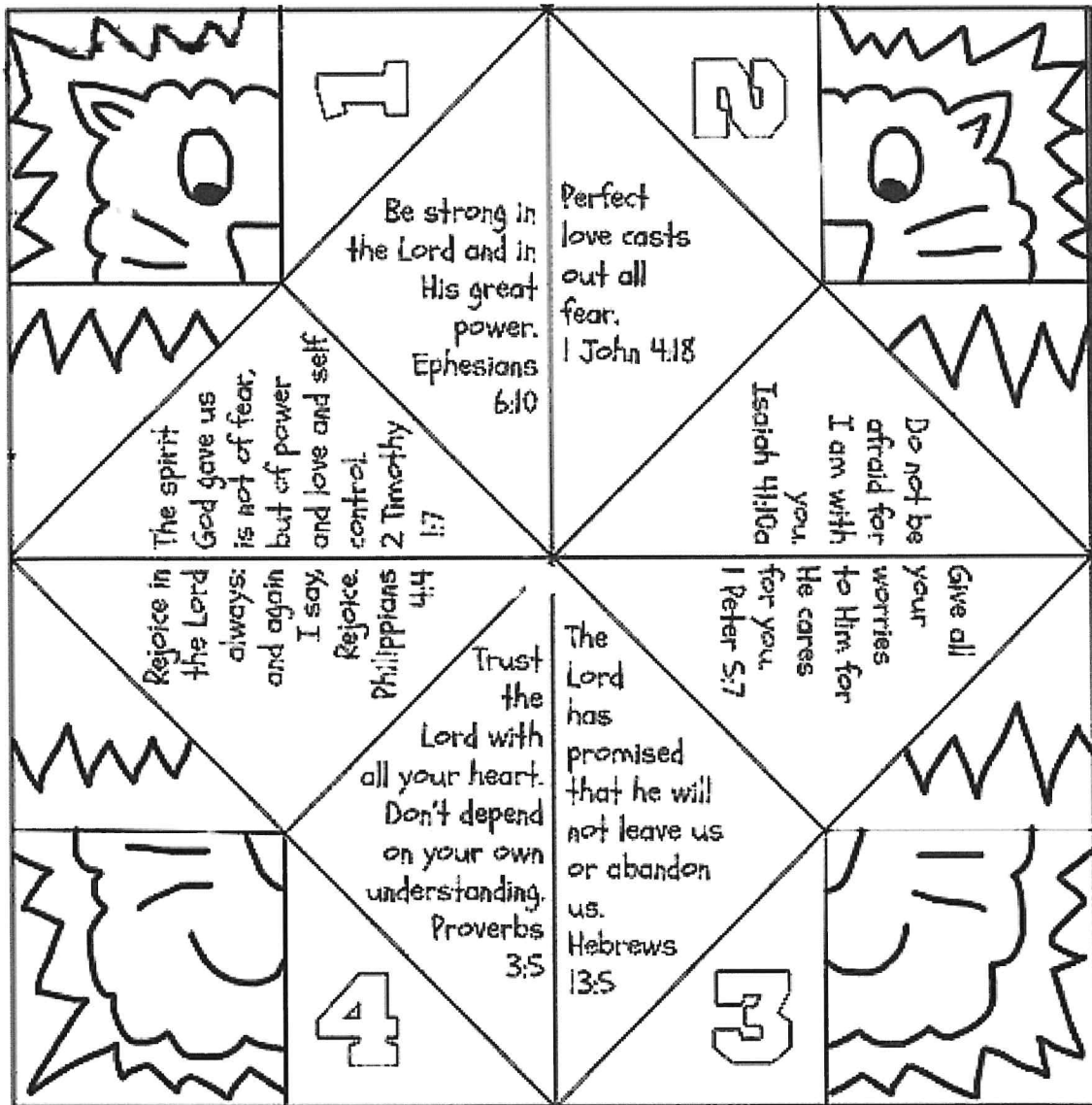
DANIEL

Daniel 6:16 Then the king commanded, and they brought Daniel, and cast him into the den of lions. Now the king spoke, and said unto Daniel, Thy God, whom thou servest continually, he will deliver thee.






God sent an angel to shut the lion's mouth and Daniel was saved. The conspirators were thrown into the den in Daniel's place.



Color the printable and then cut out the square. Fold the square in half and then in half again. Unfold the paper and fold the corners into the centre of the square. Turn the paper over and fold the new corners into the centre of the square. Fold it back in half. Place your fingers under the flaps and move it back and forth. Ask your friends to choose a corner of the lion to open and see which verse they get!

Daniel & the Lions Crossword



3

1

2

4

5

6

7

8

9

Word List:
 believed law
 protected sad
 closed three
 jealous lions
 prayed faults


Across

- 3. Daniel got on his knees and prayed this many times everyday.
- 4. King Darius changed this so that everyone was ordered to pray to him alone.
- 7. God _____ Daniel because he was faithful to Him.
- 8. The lion's mouths were _____ and Daniel was unharmed.

Down

- 1. The other servants of the king were _____ because the king liked Daniel more.
- 2. The men who wanted to get rid of Daniel could find no _____ with him.
- 5. King Darius felt this when he heard Daniel had to be thrown in with the lions.
- 6. Daniel _____ in God, that's why he continued to pray.
- 7. Daniel did this even though the law said he couldn't.
- 9. Daniel was thrown into a den of _____ because he prayed to God.

Daniel & the Lions Crossword



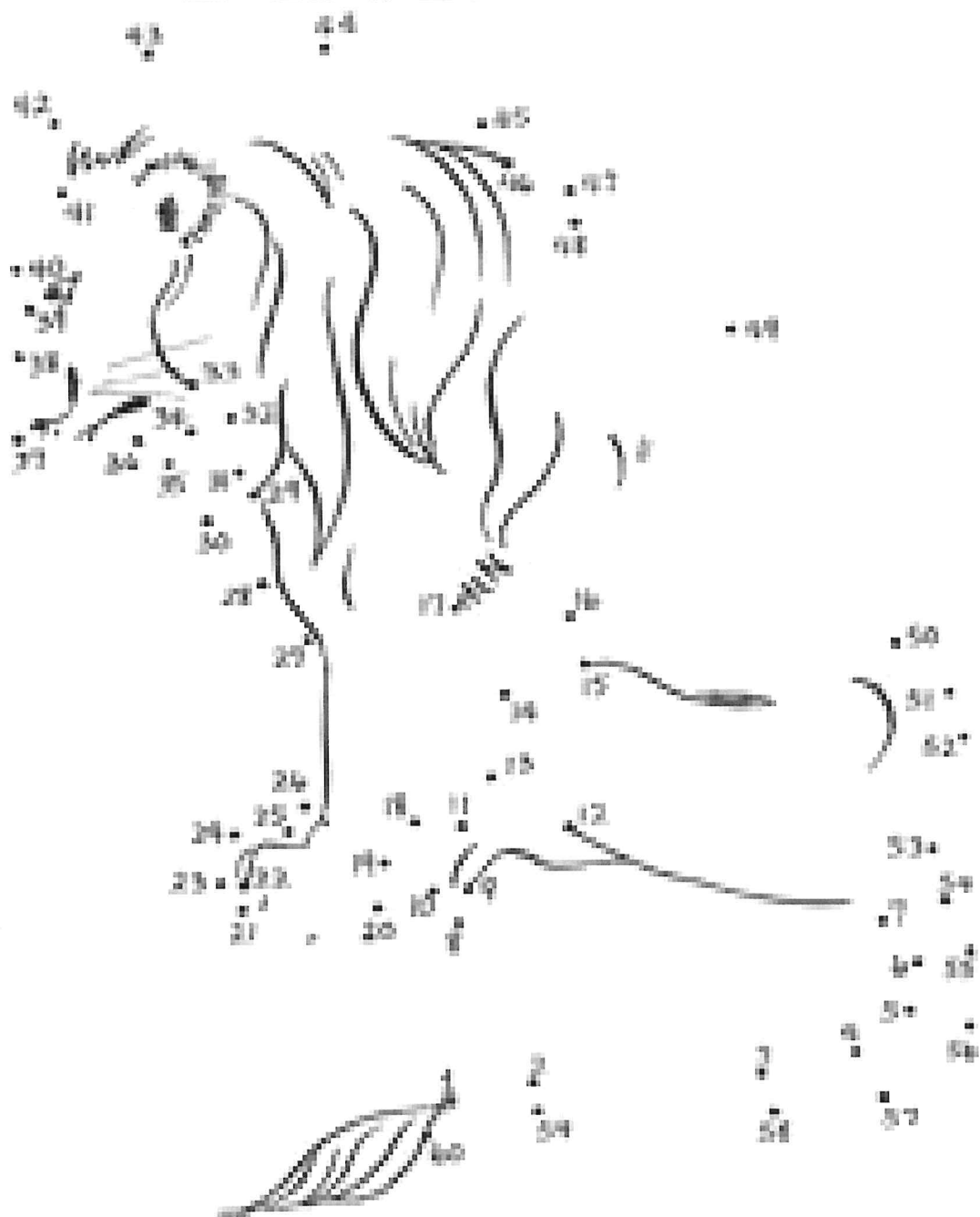
Across

3. Daniel got on his knees and prayed this many times everyday.
4. King Darius changed this so that everyone was ordered to pray to him alone.
7. God _____ Daniel because he was faithful to Him.
8. The lion's mouths were _____ and Daniel was unharmed.

Down

1. The other servants of the king were _____ because the king liked Daniel more.
2. The men who wanted to get rid of Daniel could find no _____ with him.
5. King Darius felt this when he heard Daniel had to be thrown in with the lions.
6. Daniel _____ in God, that's why he continued to pray.
7. Daniel did this even though the law said he couldn't.
9. Daniel was thrown into a den of _____ because he prayed to God.

Daniel 6:16



Daniel was cast into a den of _____.

Daniel and the Lions' Den

—Daniel 6



The story of how God protected Daniel in the lions' den is one of the most exciting in the Bible! See how many of the words listed you can find in the word search puzzle.

S L E E P D T A I D
N S D A R N I U D E
M A A D A N I E L N
E N D V R I T U I S
D G R A E S J G O D
E E L I U O K I N G
S L P R A Y D A S N
I S T O N E K L A W

ANGEL
DANIEL
DEN
GOD
KING
LAW
LIONS
PRAY
SERVANT
SLEEP
STONE
TRUSTED




DAY



MARY





Mother and Child

SaintAnnesHelper.com

Mary's Wooden Spoon Angel Ornament



Supplies:

Included

- wooden craft spoons
- white craft foam sheet
- 5-inch round doily
- yarn
- gold glitter pipe cleaner
- gold ribbon

From your house

- fine point black marker
- glue a hot glue gun is best, E6000 or school glue could work
- scissors

Instructions for Making these Wooden Spoon Angel Christmas Ornaments

1. Fold your doily in half and glue it shut. Then cut it in half to make two angel wings.
2. Cut out a white angel gown from your white craft foam sheet and a few strands of yarn to use for hair. Also, cut off a section of your gold glitter stick to make a halo. Bend the end of the glitter stick section to form a circle and wrap the ends of it around the remaining section of stick to close it shut.




3. Heat up your hot glue gun. Use your fine point black marker to draw eyes, a nose and a mouth onto the back of your wooden spoon.
4. Hot glue your yarn around the top of the spoon for hair. Then glue on the white gown and the wings. Finally, use your hot glue gun to glue the halo behind the angel face.



5. Hot glue a ribbon onto the back of the angel so that you can hang it on your Christmas tree as an ornament.

6. You can write your name, or another special saying on the angel to remind you of your bible lesson today







Bible Pathway Adventures


Mary

Bible Verse Match

Read the scriptures below.

Put the letter on the right next to the correct answer on the left.

1. ____ The angel Gabriel tells Mary she will have a special son.
 2. ____ She is Joseph's wife.
 3. ____ She is Yeshua's mother.
 4. ____ She presents Yeshua at the Temple on the 8th day.
 5. ____ She escapes to Egypt with Joseph and Yeshua.
 6. ____ She scolds Yeshua for staying at the Temple after the Feast of Unleavened Bread.
 7. ____ She attends a wedding in Cana with Yeshua.
 8. ____ She waits at Golgotha when Yeshua was crucified
 9. ____ After Yeshua's death, she joins the disciples in Jerusalem.
- A. Luke 2:7
 - B. Luke 2:41-50
 - C. Matthew 2:14
 - D. John 2:1-12
 - E. Luke 1:30-33
 - F. John 19:25
 - G. Acts 1:13
 - H. Luke 2:22
 - I. Matthew 1:24



THE ANGEL VISITS MARY Matthew 1:18-25

God sent the angel Gabriel to visit a young woman named Mary in the city of Nazareth.

Use this chart to decode the message below.

A	B	C	D	E	F	G	H
5	13	24	1	4	18	2	12
I	J	K	L	M	N	O	P
14	11	15	17	10	6	25	23
	Q	R	S	T	U	V	
	16	9	7	26	20	19	
		W	X	Y	Z		
		8	21	3	22		

10 5 9 3 8 5 7 4 6 2 5 2 4 1

26 25 10 5 9 9 3 5

24 5 9 23 4 6 26 4 9 6 5 10 4 1


11 25 7 4 9 12



An Angel Visits Mary

You will conceive and give birth to a son, and you are to call him Jesus. Luke 1:31 (NIV)

Puzzle is based on Luke 1:26-38



ACROSS

- 3. To be joined together as husband and wife
- 5. A heavenly being; a messenger for God
- 6. The son who was born to Mary
- 7. A very young person especially between infancy and youth

DOWN

- 1. The name of the angel who appeared to Mary
- 2. A young unmarried woman; a maiden
- 4. The man to whom Mary was engaged to marry
- 5. To be filled with fear

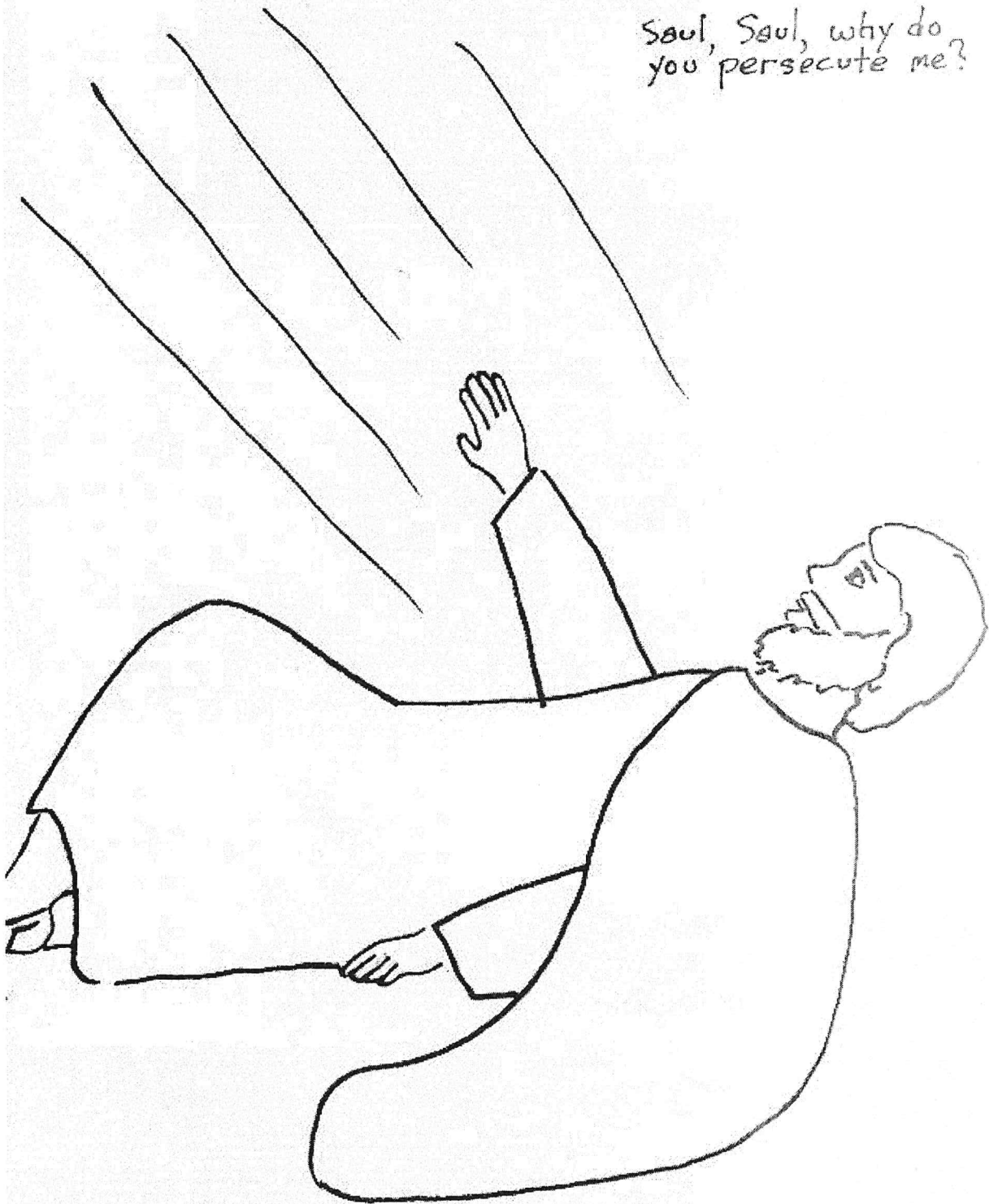
JOSEPH	MARRIED	AFRAID	VIRGIN
GABRIEL	CHILD	ANGEL	JESUS

DAY



PAUL

Saul, Saul, why do
you persecute me?







Raising@Junkies.com


Paul traveled to many places telling about Jesus.

Road to Damascus


Saul and some friends went to Damascus to arrest more followers of the Messiah. Color and cut out the men and donkey. Place them on the road.




Saul



donkey




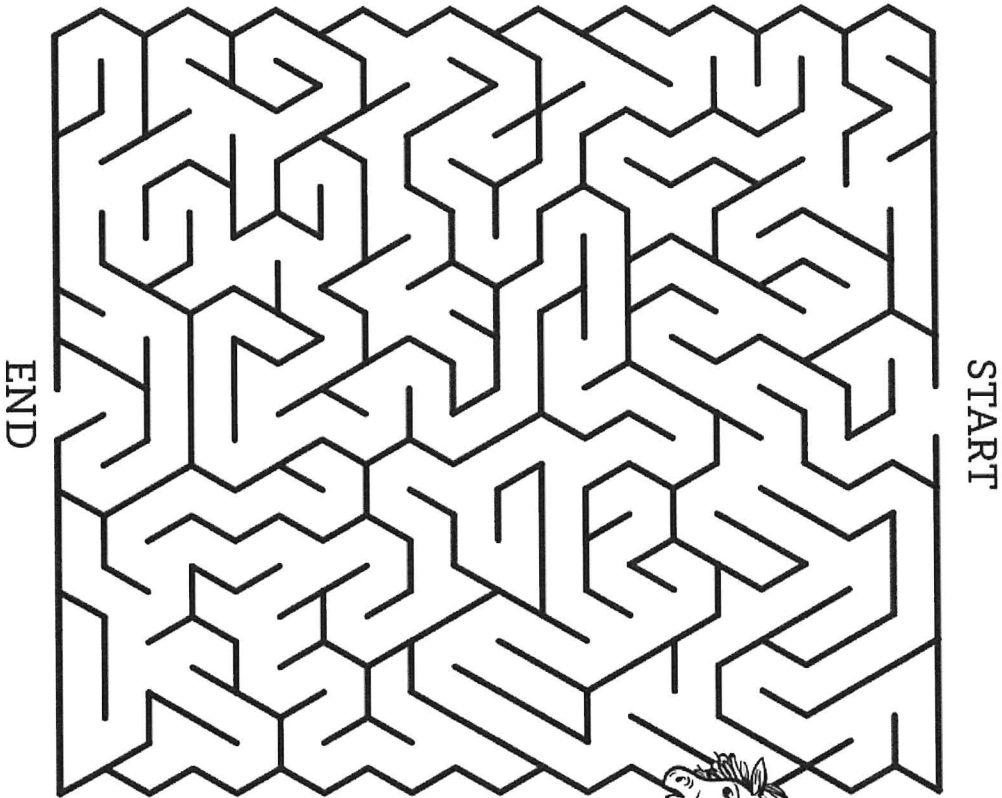
friend



friend

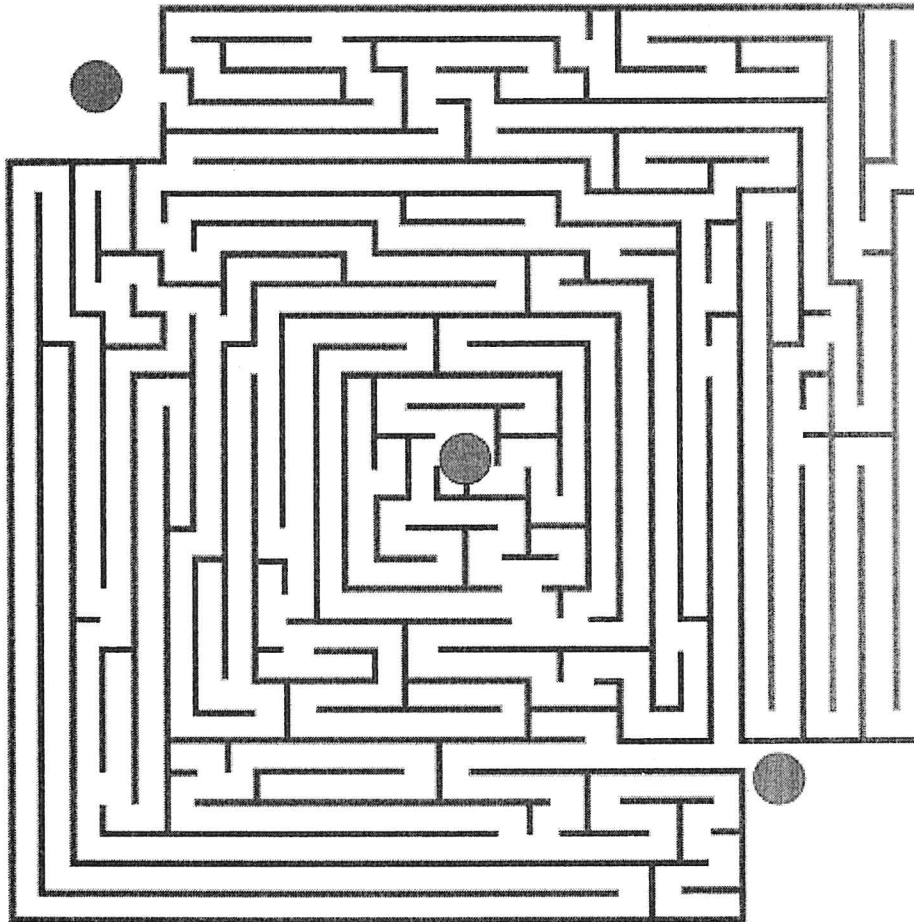
THE CONVERSION OF PAUL

Help Paul on his journey to accepting Jesus.



THE ROAD TO DAMASCUS MAZE

Travel to the center of Damascus. Choose one of two routes.
You may find alternate undiscovered shortcuts along the way.



*“Bit the Lord said to him, “Go for he is an instrument whom I have chosen to bring my name before Gentiles and kings and before the people of Israel.”
Acts 9:15 NRSV*

Paul’s Music Maker Maracas

Supplies:
Included
Easter Egg
2 plastic spoons
Washi Tape

From your House:
Beans, Rice or small pasta

Step 1- Fill eggs with your choice of dry beans, rice or pasta

Step 2- Put two spoons together, with the heads of the spoons facing. Grab your washi tape and begin wrapping it tightly around the handles of the spoons.



Step 3- Open the heads of the spoons slightly and set an egg inside the heads of the spoon.



Step 4- Wrap your egg with washi tape, beginning by going over the seam of the egg. Going around with the tape 2-3 times around the seam will make it more secure.






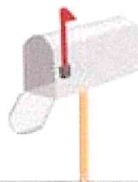












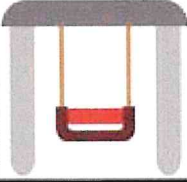






Wrap the head of the maraca with more washi tape.

Happy music making!



Neighborhood Scavenger Hunt

How many things can you spy?

Leaf 	Water 	Park 	Acorn 	Sand 
Mailbox 	Sun 	Bug 	Clouds 	Picnic Table 
Grass 	Stop Sign 	Mushroom 	Bird 	Fire Hydrant 
Flying Bug 	Fence 	Butterfly 	Swing 	Bike 
Car 	Tree 	Dog 	Rock 	Ball 



God my creator and leader, guide me along the path. I read the Bible but don't always know the path you're guiding me down. I pray that you give me the faith to trust you. May I walk by that faith, and not be tempted to take the path that looks the easiest. Be with me and guide me, amen.

[Based on 2 Corinthians 5:7]

DailyPrayerGuide.net